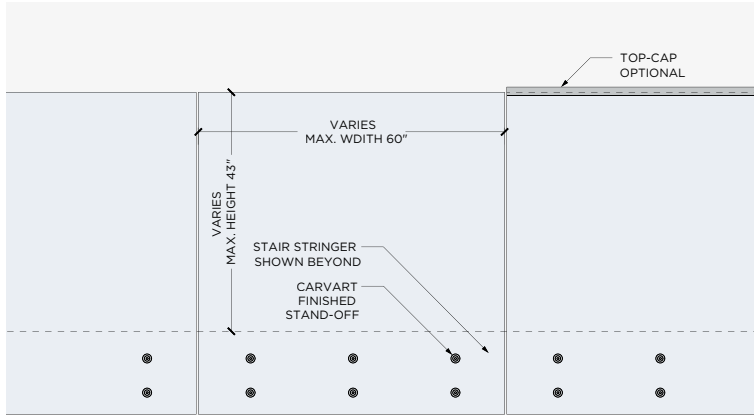


glassRAILINGS > Stand-Off

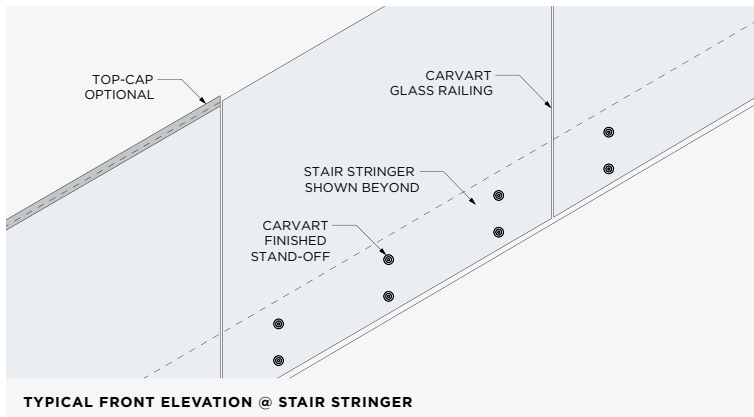


glassRAILINGS > Stand-Off

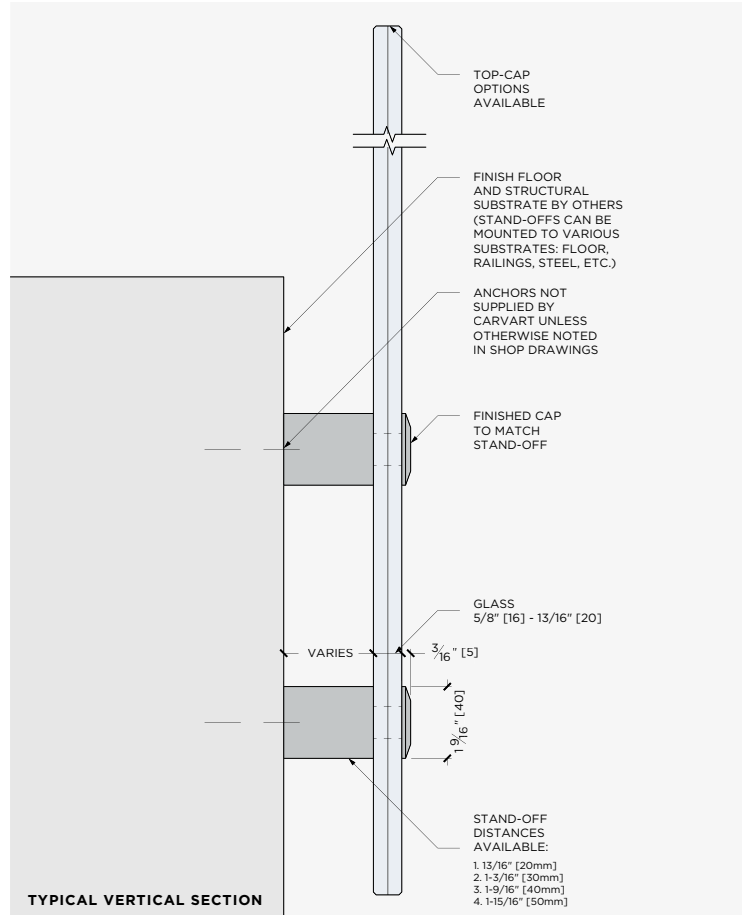
GR-RAIL-SO



TYPICAL FRONT ELEVATION @ GUARD RAIL



TYPICAL FRONT ELEVATION @ STAIR STRINGER



TYPICAL VERTICAL SECTION

Specifications

APPLICATIONS —

Railings/balustrade (interior and exterior), enclosure cladding, staircases

HARDWARE —

2" diameter tamper proof hardware fasteners, based on application.
1 9/16" diameter slotted, adjustable depth design, based on application.

MOUNTING —

Final anchoring decisions is client-directed or based on client structural consultant.
Mounting fasteners and anchors to be supplied

GLASS THICKNESS —

Accommodates Nominal 5/8", 3/4", 1"
Inquire for custom options

WARRANTY —

1 Year Limited Warranty

Specification Code: **GR-RAIL-SO**

GR	RAIL	SO
LINE	TYPE	MODEL/ID

Design and Appeal Detailing

GR-RAIL-SO

Innovative post-polished laminated glass creates near-perfect edges and eliminates the need for top caps.



Minimal hardware is ideal for contemporary buildings that require this aesthetic.



Bring color, patterns, metals, woods and gradient design flair to historically basic, non-obscure aspects.

