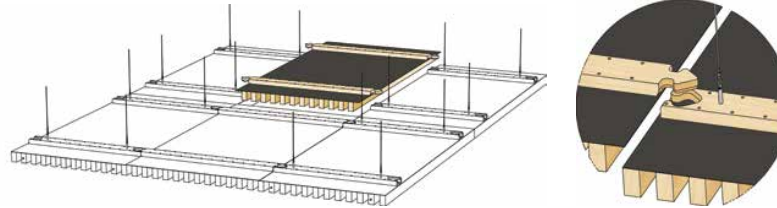


woodCLADDING > Linear Module

CL-WD-GLM



CEILING ASSEMBLY

Specifications

woodWALLCLAD > Linear Module

The Linear Module system comes fully assembled and ready to use, including acoustic felt backers. The Module system provides quick, user friendly and concealed aesthetic and a modern linear look in solid wood.

APPLICATIONS —

Auditoriums, schools, conference rooms, concert halls, offices, hospitals

MATERIALS —

All available species of wood, solid

FINISHES —

Lacuer, stain, oil or painted

WIDTH (OVERALL MAXIMUM) —

23-9/16" [600mm]

**Custom Available*

LENGTH (OVERALL MAXIMUM) —

CEILING: 46-7/8" [1190mm]

WALL: 94-7/16" [2400mm]

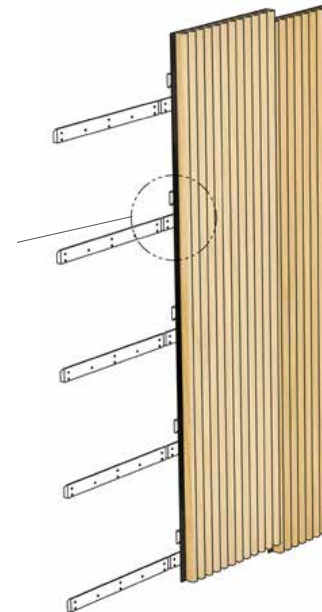
**Custom Available*

FIRE CLASS —

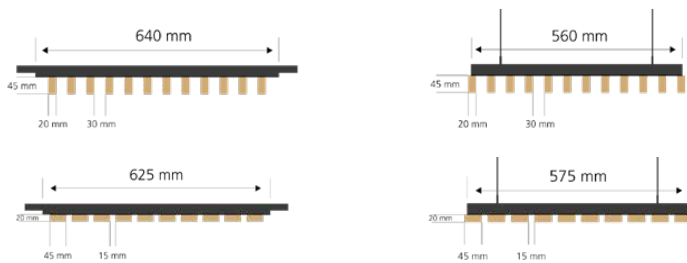
Up to B-s1, d0

WARRANTY —

1 Year Limited Warranty



WALL ASSEMBLY



TYPICAL DETAILS @ CEILING
(VERT. SECT.)

Specification Code: **CL-WD-GLM**

CL

LINE

WD

TYPE

GLM

MODEL/ID